


# Car Exports

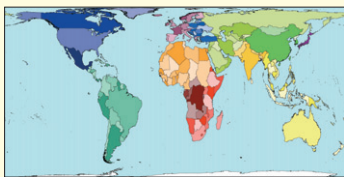


Earnings from passenger car exports make up 5.3% of all earnings made from international exports. Japan and Germany together make 61% of all net profits (US\$) on international car exports.

Japanese car brands include Toyota, Nissan, Suzuki, Subaru, Honda, Mitsubishi and Mazda. German car brands include Audi, BMW, Mercedes, Volkswagen and Porsche.

The highest earning exports (net US\$) per person are generally from European territories, Japan and the Republic of Korea. Most territories are net importers of cars.

Territory size shows the proportion of worldwide net exports of cars (in US\$) that come from there. Net exports are exports minus imports. When imports are larger than exports the territory is not shown.



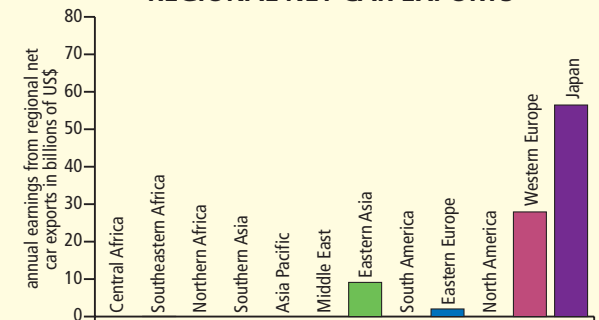
Land area

## MOST AND LEAST US\$ OF NET CAR EXPORTS

Rank	Territory	Value	Rank	Territory	Value
1	Belgium	695	19	Niue	16.58
2	Germany	589	20	South Africa	14.66
3	Canada	481	21	Argentina	11.35
4	Japan	443	22	Thailand	8.27
5	Czech Republic	317	23	Bosnia Herzegovina	7.74
6	Slovakia	300	24	Brazil	7.15
7	Republic of Korea	271	25	Turkey	6.94
8	Sweden	198	26	DPR Korea	6.53
9	Slovenia	182	27	Uruguay	3.81
10	Spain	133	28	India	0.11

US\$ worth of car exports per person living in that territory\*

## REGIONAL NET CAR EXPORTS



### Technical notes

- Data source: United Nations Conference on Trade and Development, 2002.
- \*There were no net exports of cars recorded for 172 territories. There are no net imports or exports of cars from 5 territories.
- See website for further information.

*“The press shop at Wolfsburg processes 1500 metric tonnes of sheet metal every day ...” Volkswagen, 2006*