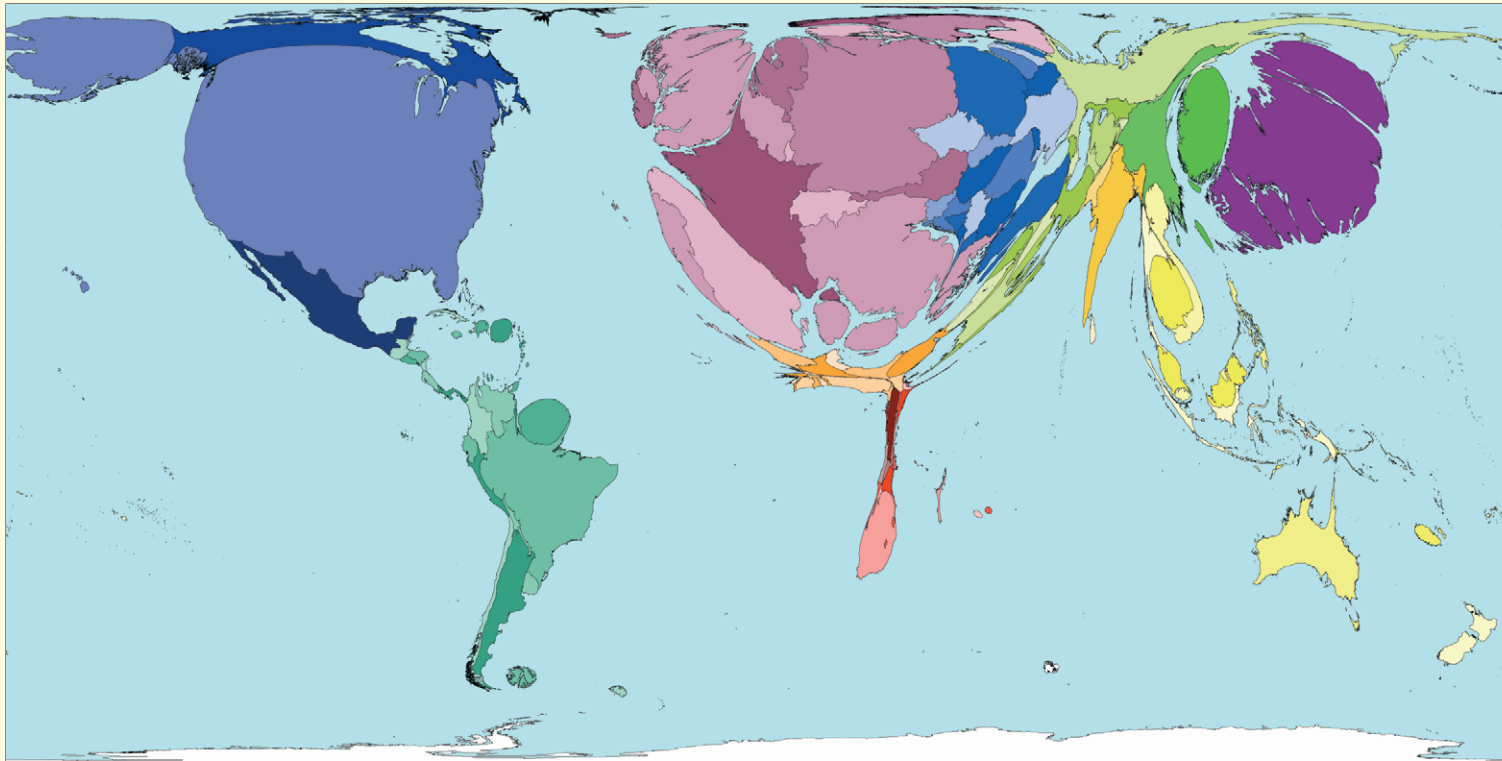


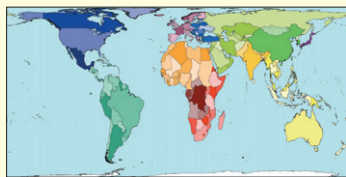
Passenger Cars



In 2002 there were 590 million cars in the world. That is one for every ten people. There are 140 million cars in the United States and 55 million in Japan. This contrasts with just nine million cars in China and 6 million in India.

Western European territories dominate the top ten list of the most cars per person. New Zealand, however, is at the top of this list, with 61 cars per hundred people. As 23% of the population of New Zealand are under 14 years old, that is almost a car per person for everyone old enough to drive. In contrast, in the Central African Republic, Bangladesh and Tajikistan there is one car for every 2000+ people.

Territory size shows the proportion of all cars in the world that are found there.



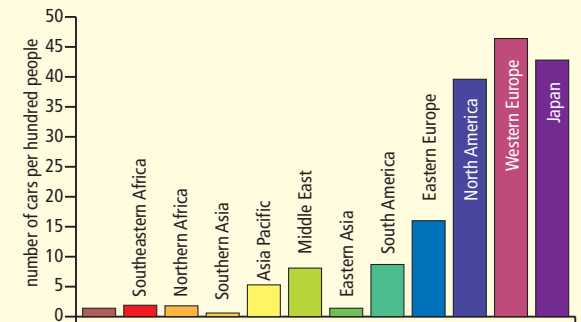
Land area

MOST AND FEWEST CARS

Rank	Territory	Value	Rank	Territory	Value
1	New Zealand	61.3	191	Afghanistan	0.16
2	Luxembourg	57.6	192	Chad	0.15
3	Iceland	56.1	193	Nepal	0.10
4	Canada	55.9	194	Ethiopia	0.10
5	Italy	54.2	195	Armenia	0.09
6	Germany	51.6	196	Somalia	0.08
7	Switzerland	50.7	197	Myanmar	0.06
8	Malta	50.5	198	Central African Republic	0.05
9	Austria	49.4	199	Bangladesh	0.05
10	Australia	49.3	200	Tajikistan	0.04

passenger cars per hundred people

CARS PER 100 PEOPLE



Technical notes

- Data source: World Bank, World Development Indicators, 2005. Data are from 2002.
- World Bank passenger car data includes road motor vehicles which carry up to 9 people. This data does not include two-wheelers.
- See website for further information.

“... the car still defines a lifestyle. Americans still buy cars by the millions, whether they are in gridlocked LA or in the middle of Kansas miles from the nearest town.”

Paul Harris, 2006