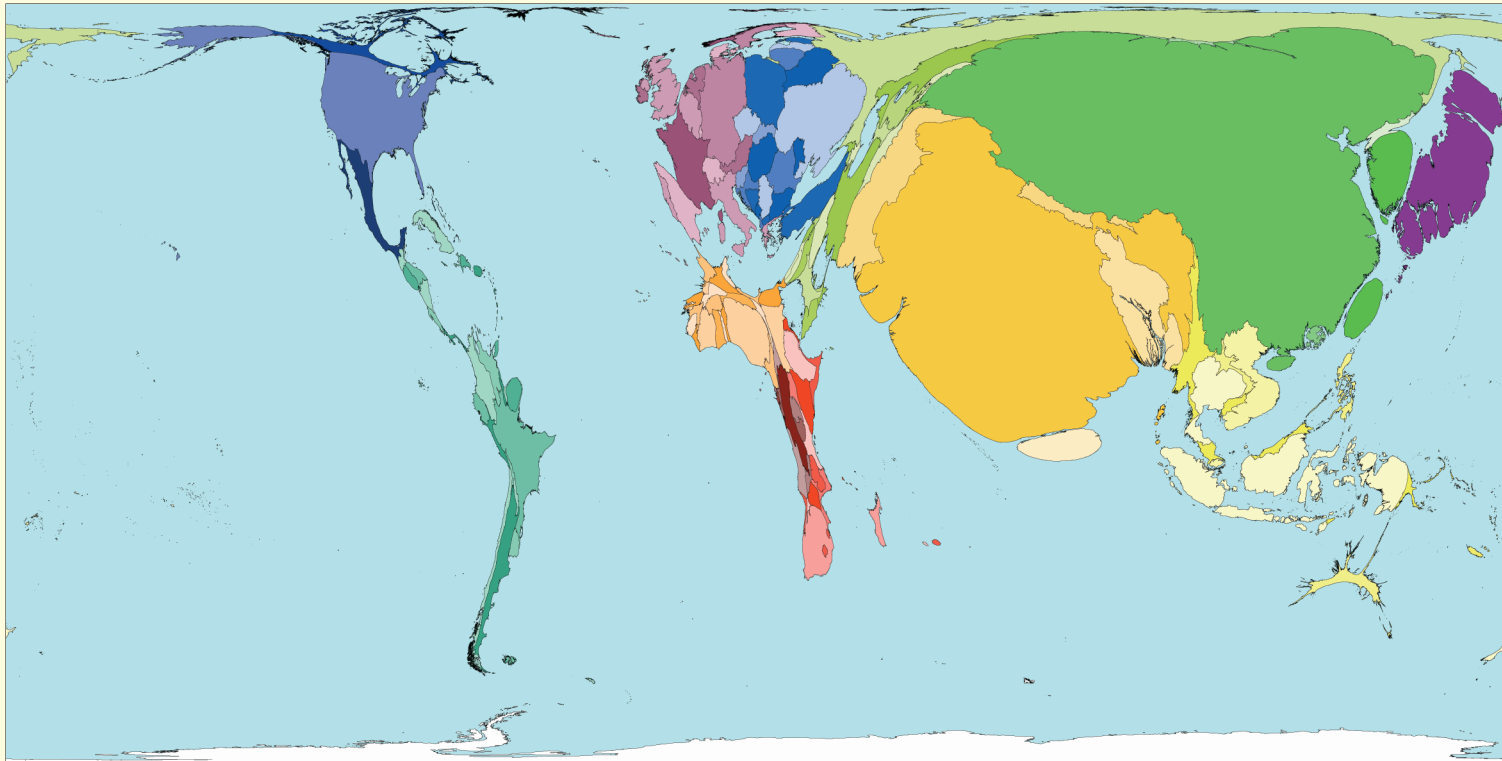


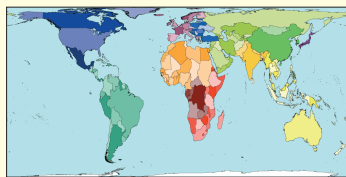
Self-Inflicted Deaths



In 2002 there were almost 900,000 self-inflicted deaths (suicides) worldwide. The world average rate is 141 deaths per million people per year. The lowest regional rate is roughly a third of this, at 44 deaths per million people in Northern Africa. The highest regional rate is in Japan, at 245 deaths per million.

Over half the suicides worldwide in 2002 were in China and India; a further 7% were in the Russian Federation and 4% in Japan. The Russian Federation had the second highest rate of suicides; but 7 out of the ten highest suicide rates were in Eastern Europe, Japan was 11th, China 14th and India 27th.

Territory size shows the proportion of suicides worldwide, that occurred there.



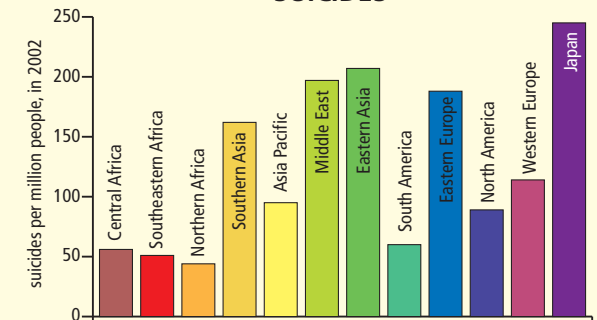
Land area

HIGHEST AND LOW SUICIDE RATES

Rank	Territory	Value	Rank	Territory	Value
1	Lithuania	451	188	Brunei Darussalam	19.2
2	Russian Federation	410	189	Kuwait	18.1
3	Belarus	383	190	Peru	17.6
4	Kazakhstan	371	191	Philippines	16.8
5	Ukraine	358	192	Egypt	15.1
6	Sri Lanka	319	193	Haiti	7.3
7	Latvia	308	194	Cyprus	6.6
8	Estonia	295	195	Syrian Arab Republic	5.6
9	Slovenia	293	196	Antigua & Barbuda	3.5
10	Hungary	282	197	Jamaica	0.7

self-inflicted deaths per million people in 2002*

SUICIDES



Technical notes

- Data are from the World Health Organisation's 2004 World Health Report.
- Usually deaths from accidents with undetermined causes are recorded as self-inflicted deaths.
- *3 territories reported 0 self-inflicted deaths, they were: Kiribati, Dominica, and Saint Kitts & Nevis
- See website for further information.

"If I cannot give consent to my own death, then whose body is this? Who owns my life?" Sue Rodriguez, 1992