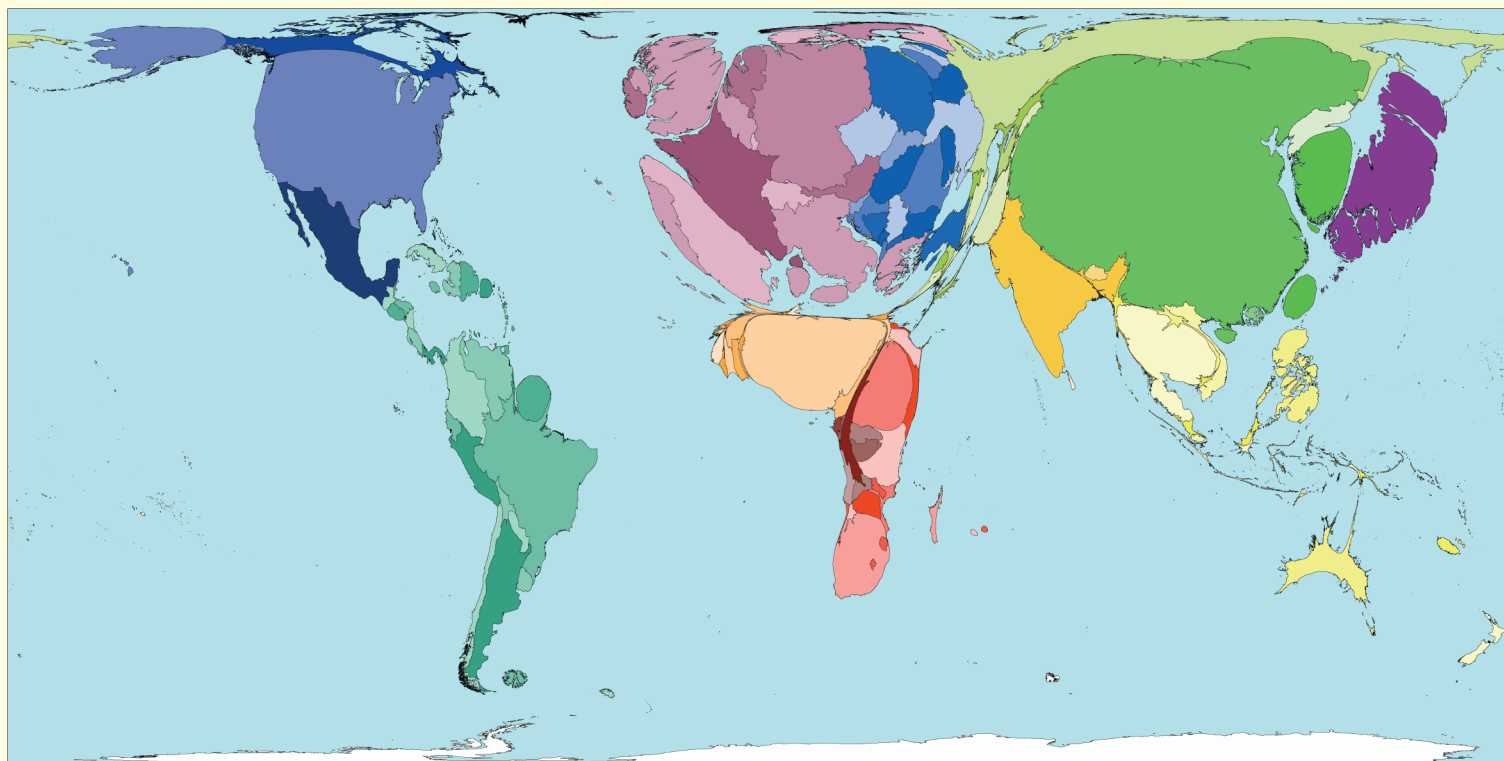


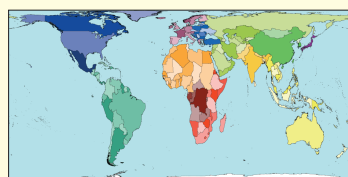
# Alcohol Consumption



The average Western European drinks over a third more alcohol than the average person living in any other region. The lowest alcohol consumption per person is found in Southern Asia, where on average people drink less than a third of the average consumption elsewhere.

In some territories there is practically no alcohol consumption. Many Middle Eastern and Northern African territories are not visible on the map for that reason. In contrast, China, the United States and the Russian Federation have the largest areas on the map, because the most alcohol is consumed there by large populations.

Territory size shows the proportion of worldwide alcohol, adjusted for absolute alcohol content, that was drunk there in 2001.



Land area

- Technical notes**
- Data are from World Health Organization, 2006, Behavioural and Risk Factor Indicators.
  - \*Alcoholic drinks are converted to litres of absolute alcohol.
  - \*\*No significant alcohol consumption rates were reported for 15 smaller territories.
  - See website for further information.

## HIGHEST ALCOHOL CONSUMPTION

Rank	Territory	Value
1	Uganda	20
2	Luxembourg	18
3	Czech Republic	16
4	Ireland	15
5	Republic of Moldova	14
5	France	14
7	Croatia	13
7	Germany	13
7	Portugal	13
7	Austria	13

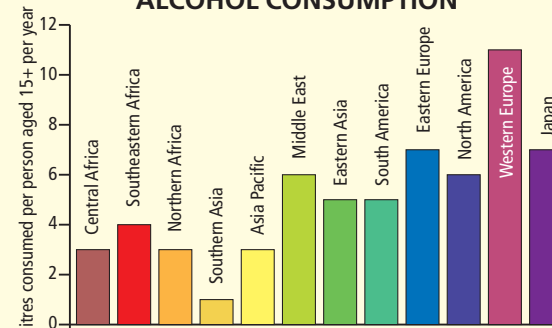
litres consumed per adult per year 2001\*

## LARGEST DRY POPULATIONS

Rank	Territory	Value
1	Indonesia	152
2	Bangladesh	89
3	Pakistan	88
4	Islamic Republic of Iran	46
5	Egypt	46
6	Myanmar	33
7	Algeria	21
8	Morocco	21
9	Sudan	20
10	Iraq	18

million adults 2002\*\*

## ALCOHOL CONSUMPTION



*“In South China, when a baby girl is born, her parents will brew alcohol for her, bury it underground and keep it until she marries.”*

Travel Guide China, 2006