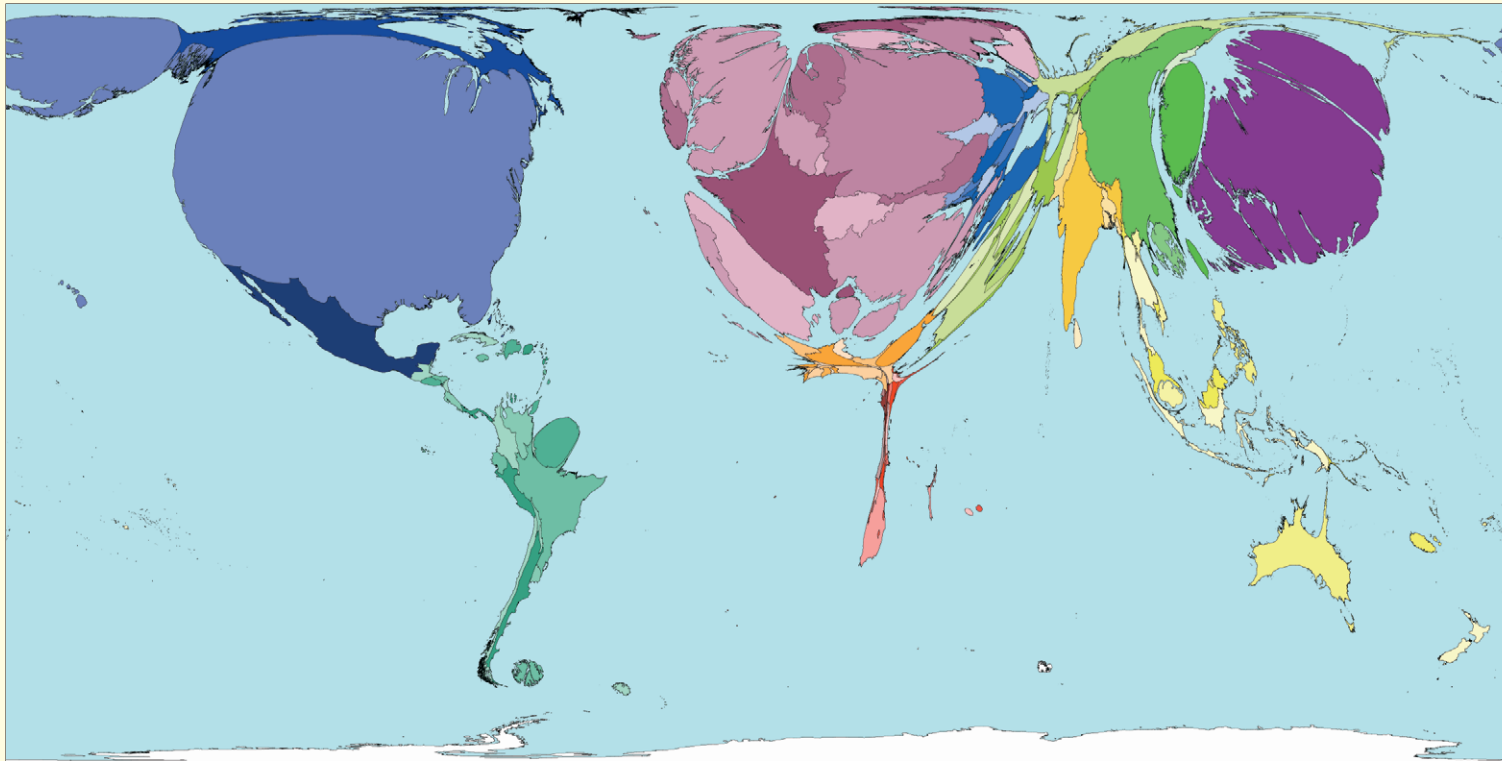


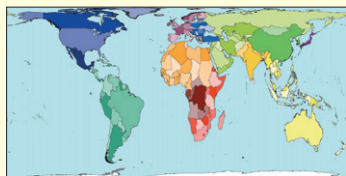
# Wealth



This wealth map shows which territories have the greatest wealth when Gross Domestic Product (GDP) is compared using currency exchange rates. This indicates international purchasing power - what someone's money would be worth if they wanted to spend it in another territory. For some their money will gain value when they move - others' money will lose value. This facilitates the movement of some people, whilst severely limiting that of others.

Wealth, as reflected by GDP per person, is highest in Luxembourg, Norway and Switzerland. It is lowest in Ethiopia, Burundi and the Democratic Republic of Congo.

Territory size shows the proportion of worldwide wealth, that is Gross Domestic Product based on exchange rates with the US\$, that is found there.



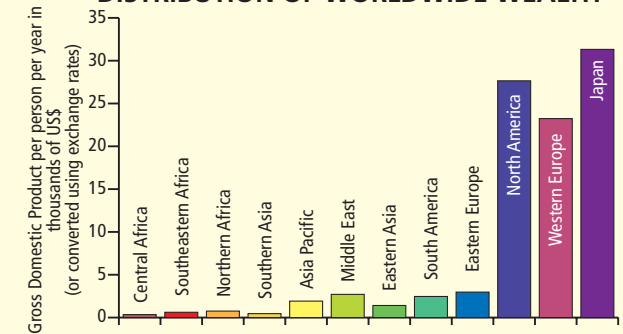
Land area

## HIGHEST AND LOWEST INTERNATIONAL PURCHASING POWER

Rank	Territory	Value	Rank	Territory	Value
1	Luxembourg	47354	191	Tajikistan	193
2	Norway	41974	192	Niger	190
3	Switzerland	36687	193	Myanmar	185
4	United States	36006	194	Malawi	177
5	Denmark	32179	195	Sierra Leone	150
6	Japan	31407	195	Eritrea	150
7	Ireland	30982	197	Guinea-Bissau	141
8	Iceland	29749	198	Dem Republic Congo	111
9	Qatar	28634	199	Burundi	102
10	Greenland	27648	200	Ethiopia	90

Gross Domestic Product per person in US\$, in 2002

## DISTRIBUTION OF WORLDWIDE WEALTH



### Technical notes

- Data are from the United Nations Development Programme's 2004 Human Development Report.
- Gross Domestic Product referred to here is measured in US\$, other currencies are converted into US\$ using a normal exchange rate, showing an 'international purchasing power'.
- See website for further information.

*"... for the citizens of most countries today, the success of their economy in the harsh world of global competition is of paramount importance."*  
 Deanne Julius, 2005