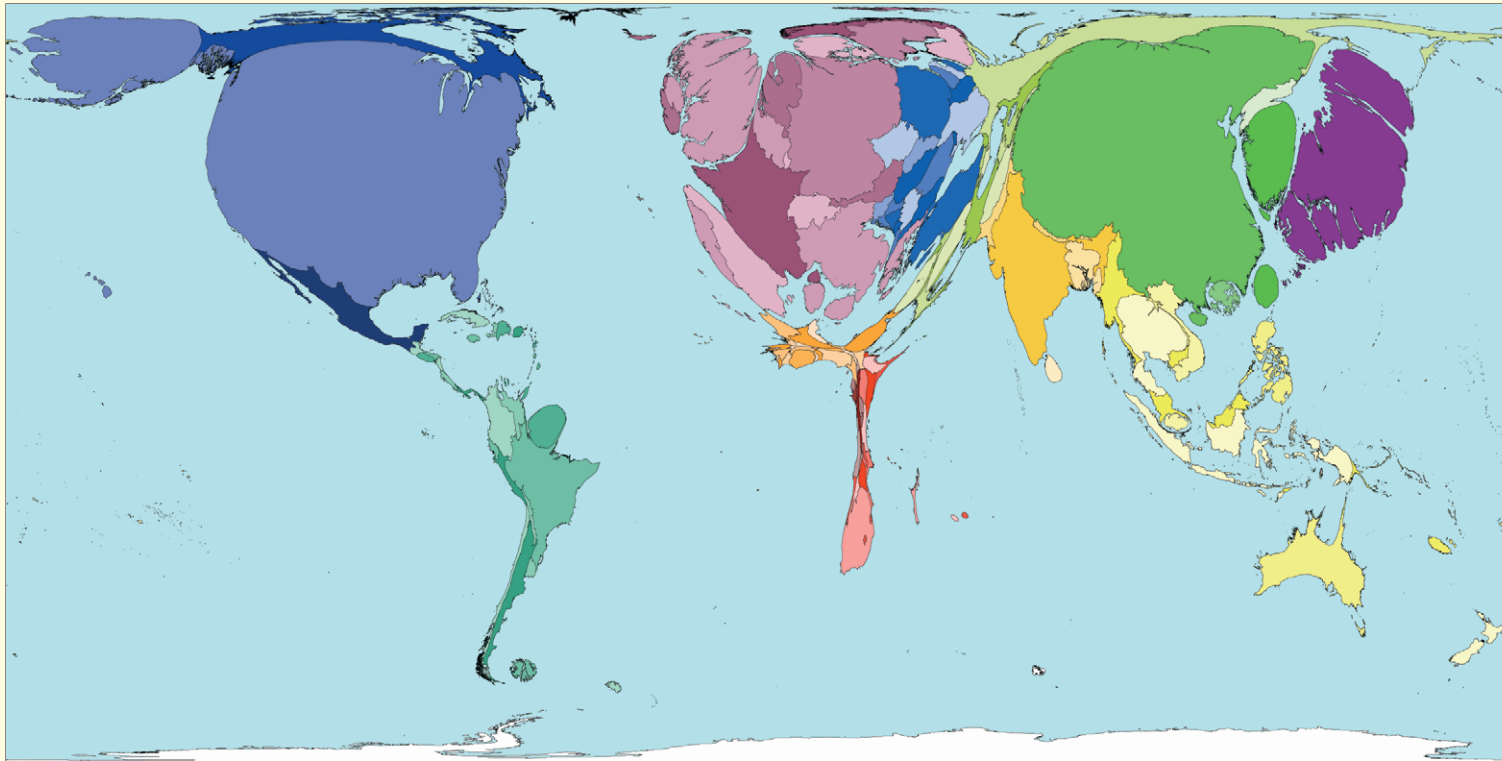


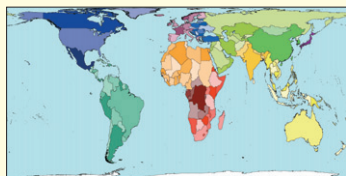
Women's Income



The total income of women is highest in the United States, and second highest in China. Women in the United States have a high total income because on average they are some of the highest paid women in the world. Women in China earn below the world average, but they have high total earnings due to the large population of China.

Norway and Denmark are home to women with the highest annual earnings per person in the population. Women living in Yemen and Sierra Leone earn 150 to 250 times less per person. Income is measured here in its purchasing power where it is earned, rather than being adjusted to be made comparable using a simple exchange rate.

Territory size shows the proportion of worldwide women's earnings measured in local purchasing power, earned there.



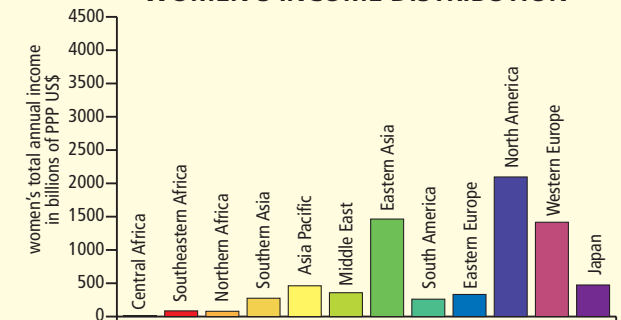
Land area

HIGHEST AND LOWEST AVERAGE ANNUAL FEMALE EARNINGS

Rank	Territory	Value	Rank	Territory	Value
1	Norway	7541	191	Zambia	98
2	Denmark	6566	192	Pakistan	97
3	United States	6355	193	Sudan	93
4	Sweden	6121	194	Malawi	89
5	Iceland	5833	195	Ethiopia	80
6	Canada	5668	196	Dem Republic Congo	75
7	Australia	5327	197	Nigeria	74
8	Luxembourg	5185	198	Guinea-Bissau	70
9	Finland	5062	199	Sierra Leone	42
10	Greenland	4935	200	Yemen	31

earnings by women in US\$ purchasing power parity (PPP) per person in the whole population

WOMEN'S INCOME DISTRIBUTION



Technical notes

- Data are from the United Nations Development Programme's Human Development Report, 2004.
- Income is measured in Purchasing Power Parity (PPP) US\$. This is used because a dollar can buy more in Namibia than in Japan, due to different exchange rates and prices. PPP is value of income where it is earned, measured in US\$ equivalent.
- See website for further information.

“In a growing number of marriages, it’s the woman who is bringing home the big paycheck. Is she stressed? Yes. Resentful? A little. Would she trade places with her husband? Not on your life.”

Kimberly Goad, 2006