


Child Labour

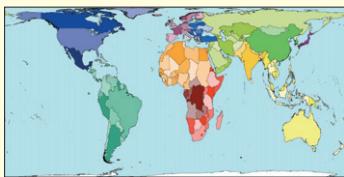


Nine of the ten territories with the highest proportions of child labourers are in Africa. The anomaly is Bhutan. At the other extreme, Italy which has the lowest proportion of children living there also has a very low percentage of children who work.

The map shows that most child labour occurs in African and Southern Asian territories. India has the highest number of child labourers, twice as many as China where the second highest population of child labourers lives.

No children work in Japan, in Western Europe there are 13 000 child labourers. These are the regions with the smallest workforces of children.

Territory size shows the proportion of worldwide child work force (aged 10-14) that live there.



Land area

Technical notes

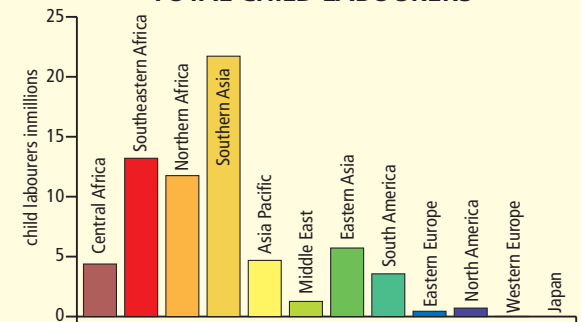
- Data are from the World Bank's World Development Indicators, 2005.
- Child labour here is children aged 10-14 that are in the labour force.
- 83 territories reported incredibly low rates.
- See website for further information.

MOST AND FEWEST CHILD LABOURERS

Rank	Territory	Value	Rank	Territory	Value
1	Mali	805	108	Iraq	14.3
2	Burundi	754	109	Mauritius	11.8
3	Uganda	716	110	Sri Lanka	11.7
4	Niger	711	111	Mongolia	10.5
5	Bhutan	678	112	Uruguay	5.7
6	Burkina Faso	634	113	Morocco	4.7
7	Rwanda	620	114	Portugal	4.6
8	Ethiopia	616	115	Suriname	4.2
9	Eritrea	572	116	Albania	2.1
10	Guinea-Bissau	559	117	Italy	1.5

number of child labourers per 10000 people*

TOTAL CHILD LABOURERS



“At our homes we had done a lot of ploughing, planting, weeding and harvesting; we had hewn wood and drawn water; we had tended sheep, goats and cattle; we had done one hundred and one odd jobs.” Ndabaninga Sithole, 1959